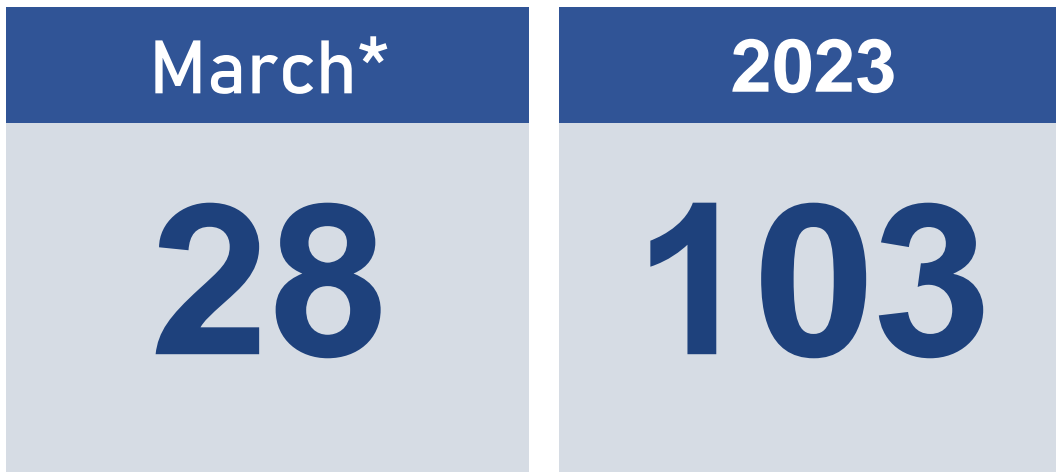


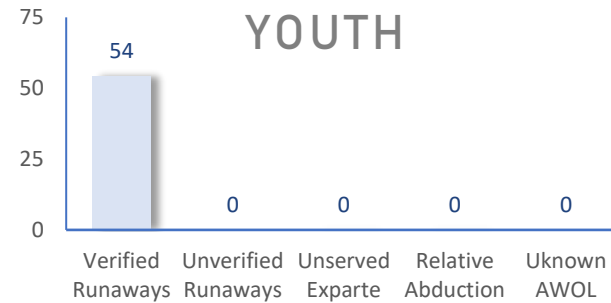
The following statistics show the status and demographics of absent Kansas foster youth and track DCF's successful recovery efforts.

## RECOVERED YOUTH

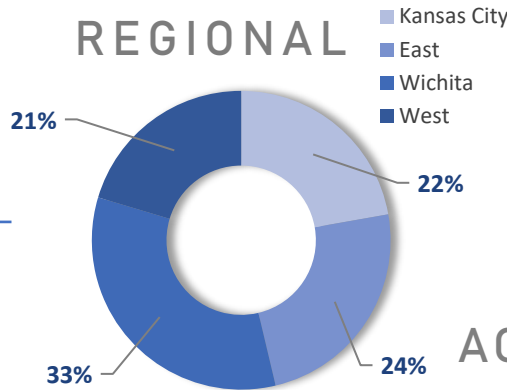


\*A youth may be recovered more than once per month.

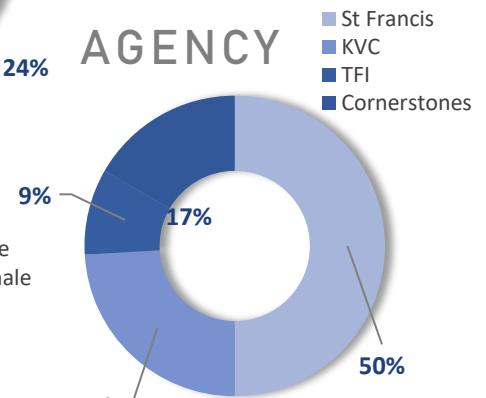
## CURRENT AWOL YOUTH



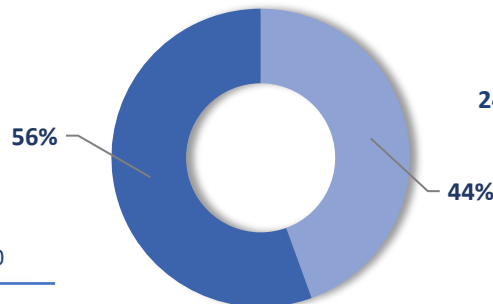
## REGIONAL



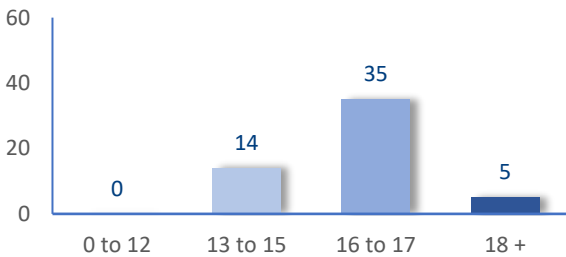
## AGENCY



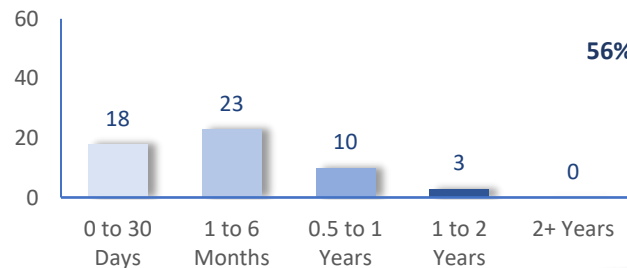
## GENDER



## AGE



## TIME



## DAILY AWOL YOUTH

# 2023

December		January		February		March	
DATE	# AWOL	DATE	# AWOL	DATE	# AWOL	DATE	# AWOL
1	61	3	58	1	66	1	60
2	62	4	57	2	68	2	61
5	61	5	58	3	68	3	58
6	65	6	58	6	66	6	58
7	64	9	60	7	64	7	57
8	64	10	57	8	65	8	56
9	62	11	57	9	64	9	56
12	61	12	57	10	61	10	53
13	61	13	59	13	55	13	54
14	61	17	59	14	61	14	57
15	59	18	60	15	62	15	58
16	57	19	60	16	62	16	58
19	54	20	60	17	60	17	57
20	54	23	62	20	60	20	57
21	56	24	63	21	58	21	55
27	56	25	63	22	59	22	54
28	56	26	62	23	61	23	
29	55	27	62	24	58	24	
30	53	30	63	27	58	27	
		31	64	28	59	28	
						29	
						30	
						31	